

# spirax sarco

## LCV1 Bronze Lift Check Valve

### Description

The LCV1 is a bronze lift check valve which is installed in horizontal lines to prevent reverse flow.

### Standards

This product fully complies with the requirements of the EU Pressure Equipment Directive/UK Pressure Equipment (Safety) Regulations.

### Certification

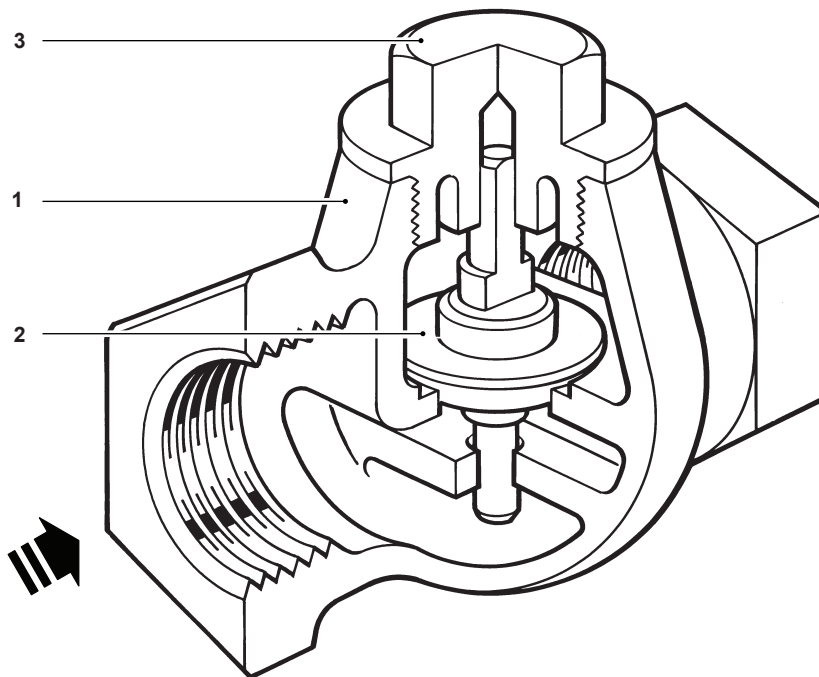
This product is available with certification to EN 10204 2.2.

**Note:** All certification/inspection requirements must be stated at the time of order placement.

### Sizes and pipe connections

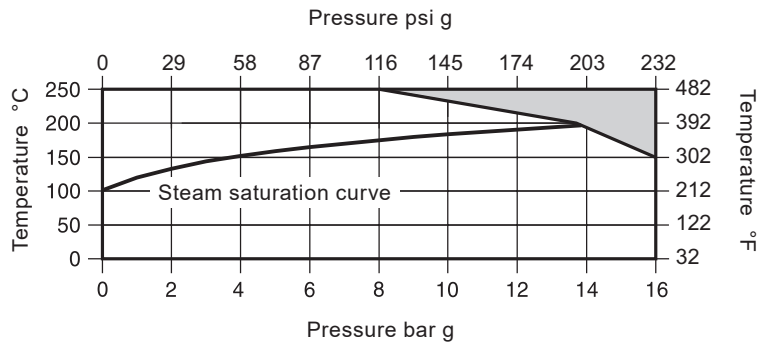
½", ¾", 1", 1¼", 1½" and 2". Screwed BSP or NPT

### Materials



No.	Part	Material	
1	Body	Bronze	EN 1982 CC491K
2	Cone	Brass	BS 2874 CZ 114
3	Cap	Brass	EN 12165 CW617N
4 (Not illustrated)	Spring	Stainless steel	BS 2056 302 S26

## Pressure/temperature limits



The product **must not** be used in this region.

Body design conditions		PN16	
PMA	Maximum allowable pressure	16 bar g @ 180 °C	232 psi g @ 356 °F
TMA	Maximum allowable temperature	250 °C @ 8 bar g	482 °F @ 116 psi g
Minimum allowable temperature		-29 °C	-20.2 °F
PMO	Maximum operating pressure for saturated steam service	14 bar g	203 psi g
TMO	Maximum operating temperature	250 °C @ 8 bar g	482 °F @ 116 psi g
Minimum operating temperature		0 °C	32 °F
<b>Note:</b> For lower operating temperatures consult Spirax Sarco.			
Designed for a maximum cold hydraulic test pressure of		28 bar g	406 psi g

## Kv values

Size	½"	¾"	1"	1¼"	1½"	2"
Kv	1.9	4.3	8.5	11.9	18.8	30.8

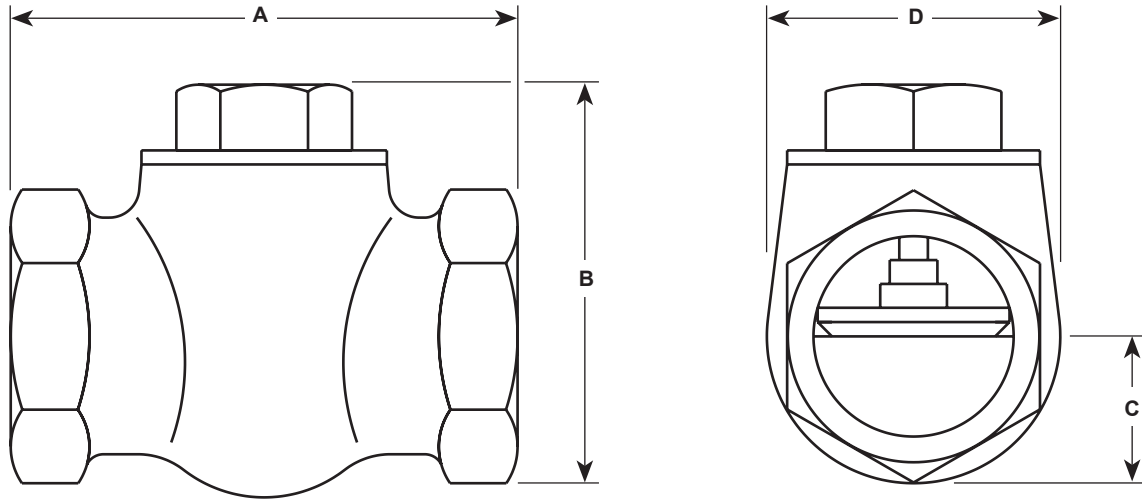
For conversion:  
 $C_v \text{ (UK)} = K_v \times 0.963$   
 $C_v \text{ (US)} = K_v \times 1.156$

## Opening pressures in mbar (psi g)

Without springs		→ Flow pressures				
Size	½"	¾"	1"	1¼"	1½"	2"
→	6.2 (0.090)	7.4 (0.107)	6.5 (0.094)	7.1 (0.103)	7.1 (0.103)	6.9 (0.10)

With springs fitted the opening pressure is the same as the spring strength.

**Dimensions/weights** (approximate) in mm (inches) and kg (lbs)



Size	A	B	C	D	Weight
1/2"	52 (2.0)	46 (1.8)	18 (0.71)	36 (1.4)	0.2 (0.44)
3/4"	71 (2.8)	58 (2.3)	20 (0.79)	41 (1.6)	0.5 (1.1)
1"	86 (3.4)	71 (2.8)	28 (1.1)	56 (2.2)	0.8 (1.8)
1 1/4"	108 (4.3)				
1 1/2"	106 (4.2)	91 (3.6)	36 (1.4)	71 (2.8)	1.9 (4.2)
2"	131 (5.2)	104 (4.1)	43 (1.7)	86 (3.4)	2.7 (6.0)

## Safety information, installation and maintenance

For full details see the Installation and Maintenance Instructions (IM-P029-06) supplied with the product.

### Installation note:

Always install the LCV1 horizontally with the flow in the direction indicated on the body.

## Disposal

This product is recyclable. No ecological hazard is anticipated with the disposal of this product, providing due care is taken.

## Spare parts

There are no spare parts available for this product.

## How to order

**Example:** 1 off Spirax Sarco 1 1/4" LCV1 lift check valve having screwed BSP connections.